




Welcome to your PMX Account. We hope you are going to love the upgrades we have made and all the different things you can now do with your ParentMail account.

Registering your ParentMail account can be done in just 5 easy steps!

Step 1: Receiving the registration email

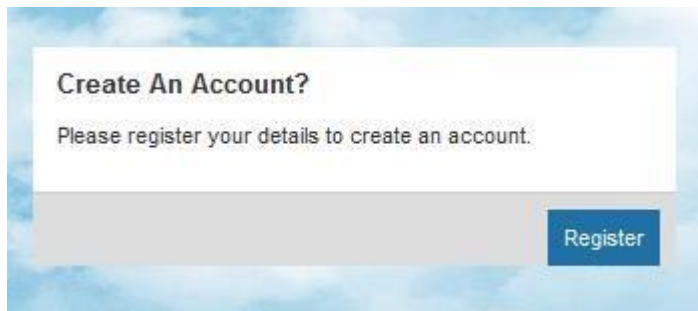


If you have received this email, click Verify my account.

If you haven't received this email, please contact the school and ask them to resend the registration. This email will expire after 7 days. Please note, the email could also be hiding in your junk and spam, so please log in directly to your inbox rather than using a supporting APP, so that you can check all possible folders.

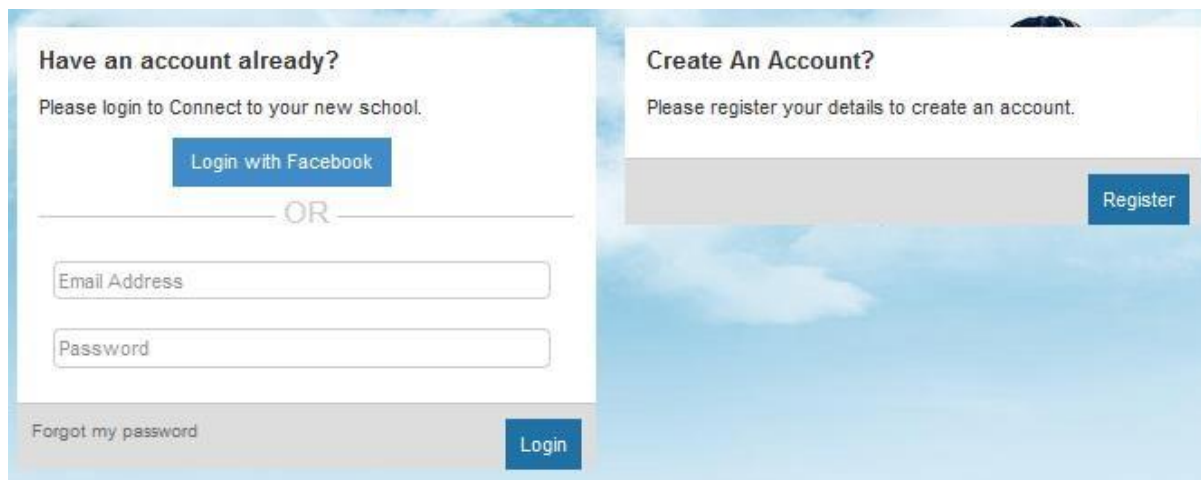
Step 2 – Register your account

Once you have clicked 'Verify my account' you should see this window:



Click **Register**.

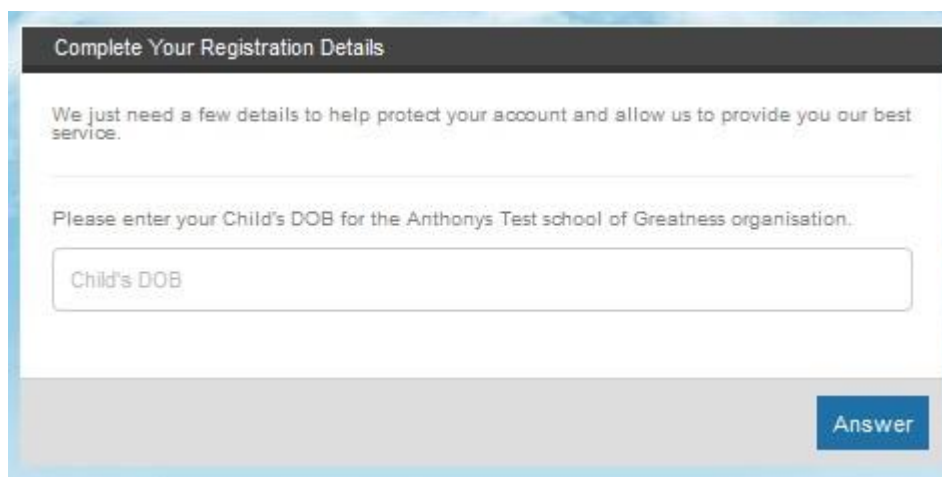
You should now be presented with this screen **'Have an account already?'** This section is only if you have had a **PMX** account before. If you are not sure, please select **Register** in the **Create an Account** box.



The screenshot shows a user interface with two main sections. On the left, under the heading "Have an account already?", there is a prompt to login to connect to a new school. A blue button labeled "Login with Facebook" is present. Below this, a horizontal line with "OR" in the center separates the login section from the registration section. Underneath, there are two input fields: "Email Address" and "Password". At the bottom left of this section is a link for "Forgot my password" and a blue "Login" button. On the right, under the heading "Create An Account?", there is a prompt to register details. A blue "Register" button is located at the bottom right of this section. The background features a light blue sky with clouds.

Step 3 – Your child's DOB

You will now be asked for your Child's DOB. (If you have multiple children at the school please enter your eldest child's DOB) If you receive an error message saying invalid, please check the DOB is correct and try again. If you are still getting an error message, please contact the school and ask them to check what DOB they have for your child on ParentMail.



The screenshot shows a form titled "Complete Your Registration Details". The text reads: "We just need a few details to help protect your account and allow us to provide you our best service." Below this, there is a prompt: "Please enter your Child's DOB for the Anthony's Test school of Greatness organisation." A single input field labeled "Child's DOB" is provided. A blue "Answer" button is located at the bottom right of the form. The background is a light blue sky with clouds.

Step 4 – Your details

Once you have entered the correct DOB you will then be asked to enter your details. We have broken this down into three sections for you. First of all enter your Title, Forename, and Surname. Please note - you can use your preferred name.

The image shows a registration form with the following fields:

- Name**: A dropdown menu with 'Miss' selected.
- First Name**: A text input field containing 'Tony'.
- Last Name**: A text input field containing 'Perkinson'.

Next are your contact details. The only mandatory field here is your **Email Address**; however, we would advise that you also enter your **Mobile Number** just in case the school need to contact you urgently. You can fill in your address details if you wish, although this information is not mandatory.

Step 5 – Create a password

Next, create yourself a **Password** (your password must be at least 6 letters and 1 number) then enter your **DOB**. We ask for parents DOB to allow you to reset your password easily if you forget it. You must tick the box to agree to our T&C's before selecting continue, these are available on our website at <http://www.parentmail.co.uk/parent-terms-and-conditions/>

Please note, if you are using ParentMail on your phone, you may need to download an app so that you can open attachments. To download these apps [click here](#).

Congratulations! You have successfully registered your account!

For help logging into your account [click here](#).

If you have questions about your account [click here](#).

If you have questions about inputting your details into ParentMail [click here](#).

If any of the registration process isn't loading, it may be that you need to adjust the settings on your smartphone or computer. For instructions on how to do this, [click here](#).