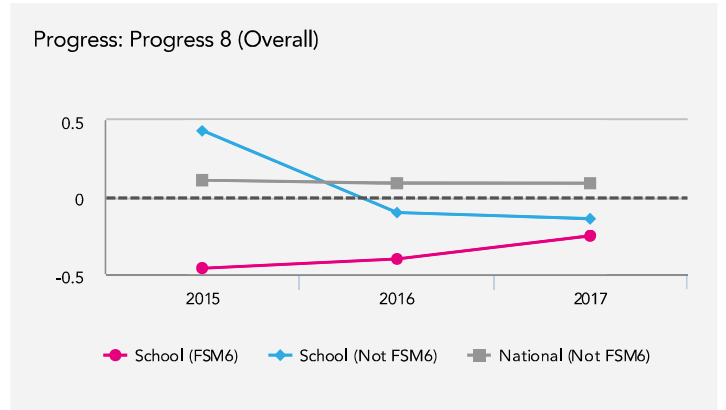
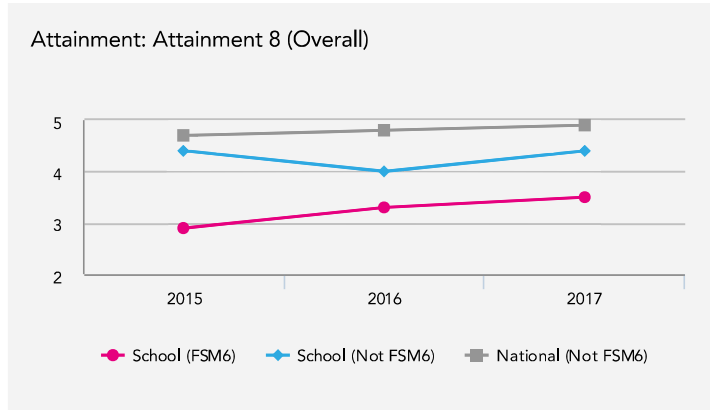
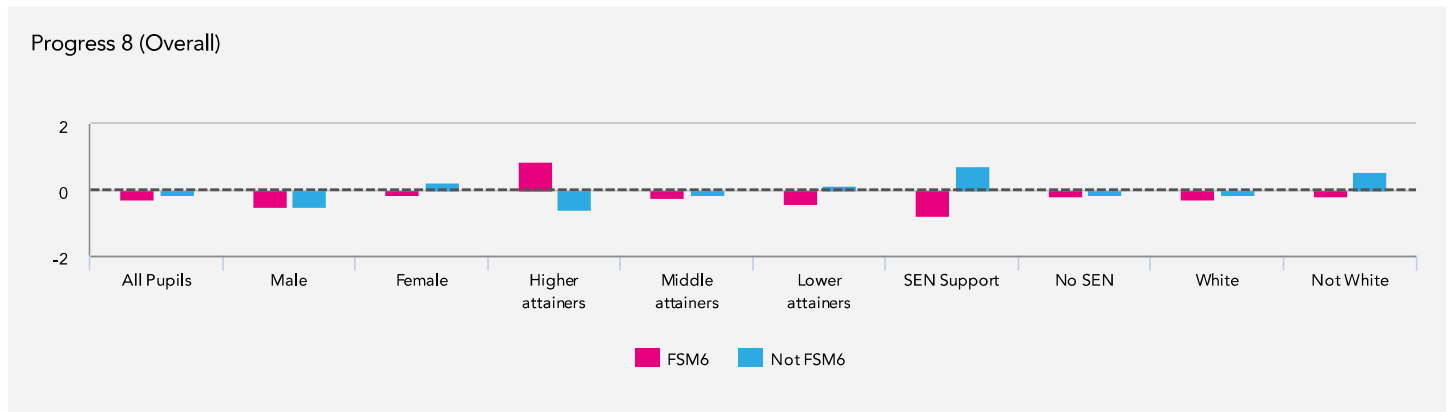


# Disadvantaged pupils

## KS4 Performance for disadvantaged pupils 2017



## Progress gap



	Pupils	Attainment					Progress		
		Attainment 8 (Overall)		Progress 8 (Overall)					
		FSM6	Not FSM6	FSM6	Not FSM6	Gap	FSM6	Not FSM6	Gap
<b>Summary</b>	All Pupils	38	112	3.5	4.4	-0.9	-0.25	-0.14	-0.11
<b>Gender</b>	Male	18	57	3.2	4.1	-0.9	-0.52	-0.49	-0.03
	Female	20	55	3.7	4.7	-1	-0.01	0.23	-0.24
<b>Prior Attainment</b>	Higher attainers	3	27	6.5	5.7	0.8	0.87	-0.58	1.45
	Middle attainers	11	42	4.7	4.7	0	-0.22	-0.04	-0.18
	Lower attainers	24	40	2.6	3.2	-0.6	-0.4	0.05	-0.45
<b>SEN Group</b>	SEN Support	5	1	1.6	3.7	-2.1	-0.78	0.73	-1.51
	No SEN	33	111	3.8	4.4	-0.6	-0.17	-0.15	-0.02
<b>Ethnic Group</b>	White	31	110	3.3	4.4	-1.1	-0.27	-0.15	-0.12
	Not White	7	2	4.1	4	0.1	-0.16	0.56	-0.72